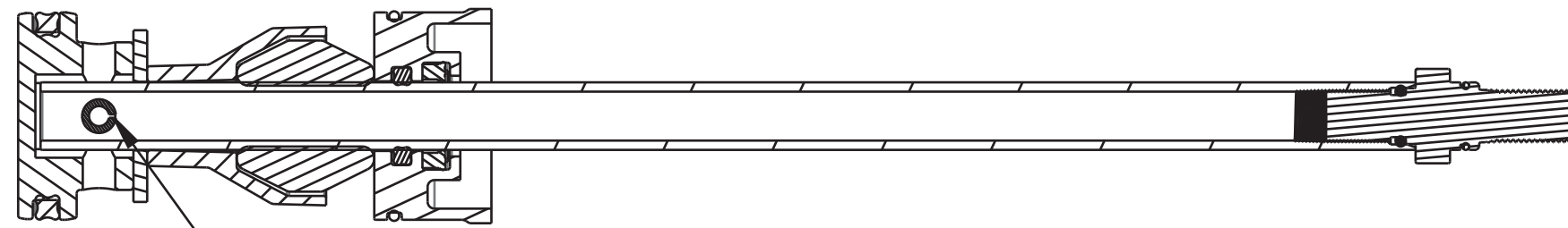


4

3

2

1



! IMPORTANT:
ORIENT GAP IN PIN TOWARDS
TOPOUT SPACER ±15°

Seals: O-Ring [8.0MM ID x 1.0MM CS] Metric, N-70, Static

Base Stud: Float, 0.305-48 Thread

Seals: O-Ring [6.0mm ID x 1.5mm CS] Metric, N-70, Static

TORQUE:
50±5 IN LB

GREASE:
THIN LAYER
OF SLICK HONEY

NEG PLATE ASSY

TOPOUT BUMPER

TOPOUT SPACER

LOCTITE:
1-2 DROPS
RED 263

AIR SHAFT

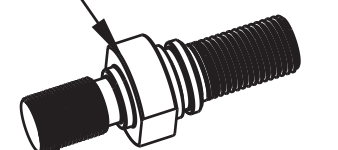
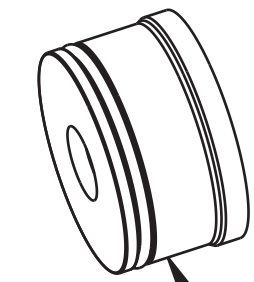


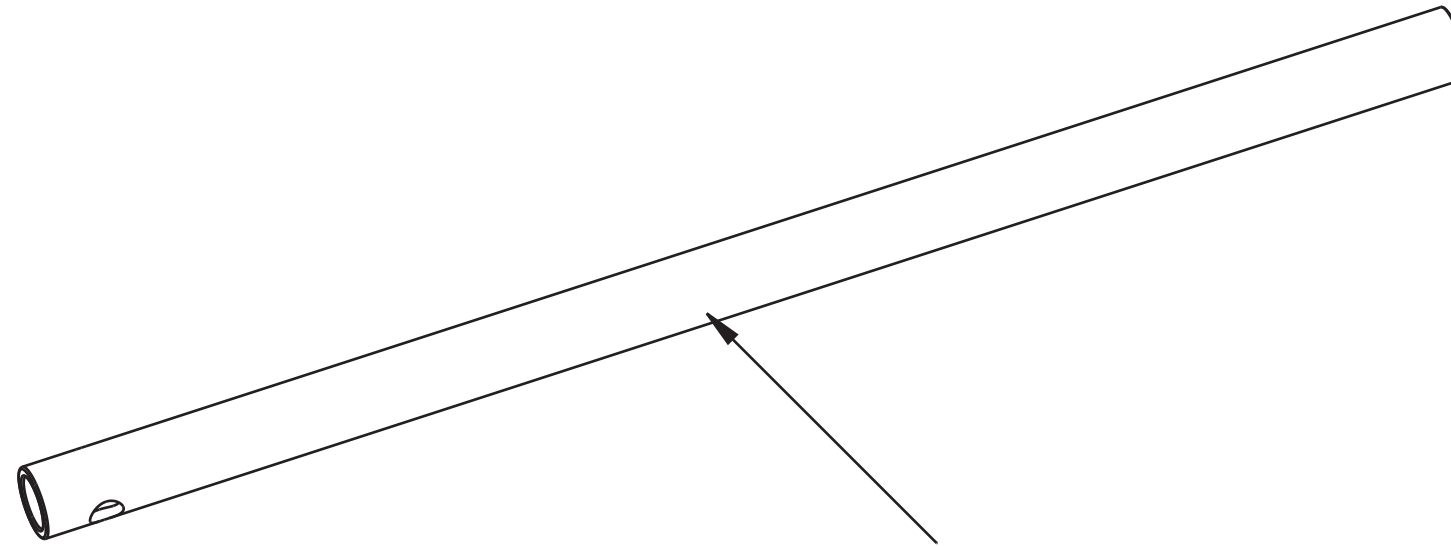
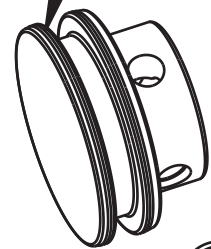

! IMPORTANT:
PRESS PIN UNTIL CENTERED

Pin: Spring [Ø 0.188 X 0.875 TLG] Spring Steel, Zinc

! IMPORTANT:
VERIFY SEAL IS NOT
TWISTED AFTER INSTALL

Q-RING

PISTON



FOX FOX Factory, Inc. Ph 831-768-1100
130 Hangar Way, Watsonville, CA 95076 USA Fax 831-768-9312

TITLE
Air Shaft Assy, 2025 Marz Super Z

SIZE DWG. NO.
C
PLOT SCALE 1:1:1 SHEET 1 OF 1

PROPRIETARY
THIS DOCUMENT CONTAINS CONFIDENTIAL, PROPRIETARY INFORMATION
THAT IS FOX PROPERTY. DO NOT DISCLOSE TO OR DUPLICATE
FOR OTHERS EXCEPT AS AUTHORIZED BY FOX.

4

3

2

ProE ASSEM